

Year Group Project Overview

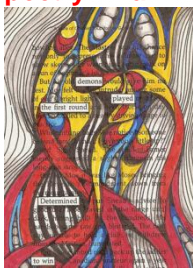

2019/20



Year Group: 6 Miss Anwar & Miss Wilson

Year	Autumn 1	Autumn 2	Spring 1	Spring 2	Summer 1	Summer 2
Topic Title	Eureka (science) <i>What might our world be like without science & technology?</i>	I'm a WW2 evacuee get me out of here. – WW2 (history) <i>How might the significant leaders have overcome the conflict without the need for war?</i>	Victorian Schools (geography & History) <i>Which is better: school today or school in the Victorian times?</i>	Super SATS Revision Unit Mini topic – wonder <i>How important is diversity and acceptance?</i>	SATS Taken 14th – 17th May. Revision Unit Mini topic – wonder <i>What makes us who we are?</i>	Life is a rollercoaster. <i>How fast can a rollercoaster go and still be safe?</i>
WOW Factor(s)	North West Electricity come into school. Dissect an actual heart Google expeditions the human body.	Air raid shelters or train trip – dependent on what they did in year 4.	Visitor in to school to turn our classroom into a Victorian classroom.	N/A	N/A	Trip to a theme park.
Literacy	Book - Pig Heart Boy Non-chronological reports. Diary entry of a blood vessel travel around the body and through the human heart. Biography of famous scientists. Instructions on how to make a mechanical hand. Diary entry of main character.	Book – Letters from the lighthouse, Once. Literacy shed – Beyond the lines. Battle cry – read write perform. A letter home, The WW2 evacuation pack. Letters News reports Diary Entries Narratives Information text Instructional	Book – Gaslight (Eloise Williams) Diary entries Information texts on the animals in the story. Include inheritance and evolution. – breeds of dogs and cross breeding. Newspaper reports about unknown island discovered by a boy. – sifts in formality.	Book – Wonder Poetry – old English – the jabberwocky & the highwayman. Ballads and Kennings – performance poetry – sound collector. Short descriptive texts literacy shed videos – linked to ITAFS Pandora, Titanium, Storm read write perform pack, little freak, Alma	Short descriptive texts literacy shed videos – linked to ITAFS	Instructions News reports Persuasive leaflets.

	<p>Letter from pig heart boy to his Nan.</p> <p>Balanced argument – Should we use animal organs in humans?</p> <p>Read write perform – Planet earth nature documentary.</p>	writing.	Balanced argument – Should schools be more like Victorian schools?			
White Rose Maths	<p>Number: Place Value Number: addition, Subtraction, Multiplication and Division Fractions Geometry: position and direction Consolidation. Reasoning throughout</p>		<p>Number: percentages Algebra Measurement: converting Units Measurement: Perimeter, Area and Volume Number: Ratio Consolidation Reasoning throughout</p>			<p>Geometry: Properties of Shapes Problem Solving Statistics Investigations Consolidation Reasoning throughout.</p>
Science	<p><u>Physics</u></p> <p><u>Electricity</u></p> <p>Explain how the number & voltage of cells in a circuit links to the brightness of a lamp or the volume of a buzzer.</p> <p>Compare and give reasons for why components work and do not work in a circuit.</p> <p>Draw circuit diagrams using correct symbols.</p> <p><u>Biology</u></p> <p><u>Living things and their habitats</u></p>			<p>Science week – Light – Teslar</p> <p><u>Physics</u></p> <p><u>Light</u></p> <p>Explain how light travels.</p> <p>Explain and demonstrate how we see objects.</p> <p>Explain why shadows have the same shape as the object that casts them.</p> <p>Explain how simple optical instruments work, e.g. periscope, telescope, binoculars, mirror, magnifying glass etc.</p>		

	<p>Classify living things into broad groups according to observable characteristics and based on similarities & differences.</p> <p>Describe how living things have been classified.</p> <p>Give reasons for classifying plants and animals in a specific way.</p> <p><u>Animals, including humans</u></p> <p>Identify and name the main parts of the human circulatory system.</p> <p>Describe the function of the heart, blood vessels and blood.</p> <p>Discuss the impact of diet, exercise, drugs and lifestyle on health.</p> <p>Describe the ways in which nutrients and water are transported in animals, including humans.</p> <p><u>Evolution and inheritance</u></p> <p>Describe how the earth and living things have changed</p>					
--	--	--	--	--	--	--

	<p>over time.</p> <p>Explain how fossils can be used to find out about the past.</p> <p>Explain about reproduction and offspring (recognising that offspring normally vary and are not identical to their parents).</p> <p>Explain how animals and plants are adapted to suit their environment.</p> <p>Link adaptation over time to evolution.</p> <p>Explain evolution.</p>					
ICT	<p>E-Safety</p> <p>Use ipads to create digital book on blood.</p>	Digital Literacy	Information Technology	Computer Science	Data Handling	<p>Digital Creativity</p> <p>Digital based art</p> <p>Collecting, evaluating and presenting information.</p>
Using the internet to search databases and interpret						
Art	<p>Close up images of the human body – children to draw four parts and put them together in the style of Warhol.</p> <p>Explain the style of my work and how it has been influenced by a famous artist.</p>	<p>Blackout poetry - war</p>  <p>Blitz silhouette pictures.</p>	<p>Victorian class room art.</p> <p>Use feedback to make amendments and improvement to my art.</p>	<p>Shadow sculptures:</p> 	<p>Use a range of R-resources to create art.</p> <p>Overprint to create different patterns.</p>	<p>Explore the rural and/or urban landscape as a starting point for two-dimensional work. They record their observations through drawing and photography. They use shape, form, space, colour,</p>

						<p>texture and pattern to develop and communicate their ideas in a painting.</p> <p>Artists and their approaches to art – compare artists from the 19th to the 20th century</p> <p>Children to interpret and replicate using a range of techniques.</p>
DT	<p>Make our own mechanical hand.</p> <p>http://www.anordinarylife.co.uk/2014/02/science-step-by-step-how-to-make.html?m=1</p>  <p>Test and evaluate my product against a clear criteria.</p>			<p>Book sculptures – old book from home children create a sculpture based on that book -</p> 	<p>uses of belts and pulleys</p>	<p>Control and modelling</p> <p>Use market research to inform my plans and ideas.</p> <p>Justify my plans.</p> <p>Work with a budget</p> <p>Follow and refine my plans.</p>
History	<p>The history of science and discoveries over time.</p> <p>Place</p>	<p>WW2</p> <p>Summarise the main events from a period of</p>	<p>Justify, explain and empathise – What was it like to be a victorian</p>			<p>19th and 20th century artists and techniques.</p>

	<p>features of historical events and people from the past societies and periods in a chronological framework.</p>	<p>history, explaining the order of events and what happened. Explain how Britain has had major influence in the world.</p> <p>Explain how Britain may have learned from other countries and civilizations (historically and more recently)</p> <p>Identify and explain propaganda.</p> <p>Describe a key event from Britain's past using a range of evidence from different sources.</p>	<p>school child?</p> <p>I can identify and explain differences, similarities and changes between different periods of history.</p> <p>Describe the features of historical events and way of life from periods I have studied; presenting my findings to an audience.</p>		
<p>Geography</p>		<p>Countries within the war – locations on a map.</p> <p>Compass points.</p> <p>Longitude & Latitude.</p> <p>Identify the Tropics of Cancer and Capricorn as well as the Arctic and Antarctic circles.</p> <p>Answer questions by using a map.</p>	<p>Local study.</p> <p>Use maps, aerial photographs, plans and e-resources to describe what a locality might be like.</p>	<p>Physical characteristic of the UK compared to somewhere else in America. (describe how some places are similar and disilmilar in relation to their human and physical features.</p> <p>Continents – name the largest desert in the world and locate desert regions on an atlas.</p> <p>Compass points</p> <p>Compare landscapes</p> <p>Explain how time zones work and calculate time differences around the world.</p>	

R.E	Creation stories	Christian Festivals	Concept of a Mosque	Symbolism of Easter	Egyptian Gods	Judaism Jewish Rites of Passage
PSHCE	Developing a healthy lifestyle Thinking about what makes you unique	Citizenship Respecting Differences. Helping those less fortunate Showing empathy and consideration Crime & punishment.	Resolve differences Emotions	Drugs Bullying – anti bullying week.	Environmental Education	Sex and Relationships Keeping clean/healthy
PE	Team Building Invasion Games	Invasion Games	Athletics and gymnastics	Gymnastics	Net and Wall	Striking and fielding
Seals	New Beginnings	Getting on and falling out.	Relationships	Good to be me	Going for goals	Changes
Music	Wider Opportunities Bolton Music Service					